

# Installation Manual

AUDI A3 4DR  
AU-A3-4-B



## COMPONENTS INCLUDED



CL-M13 x 6



CL-M14 x 2



CL-M03 x 2




# Installation

AUDI A3 4DR

AU-A3-4-B



## SIDE SHADE INSTALLATION



# Installation

AUDI A3 4DR

AU-A3-4-B




## QUARTER LIGHT SHADE INSTALLATION



### STEP #1

POSITION THE SIDE SHADES



### STEP #2

ENSURE SECURELY FITTED IN PLACE






# Installation

AUDI A3 4DR

AU-A3-4-B



## REAR SHADE INSTALLATION



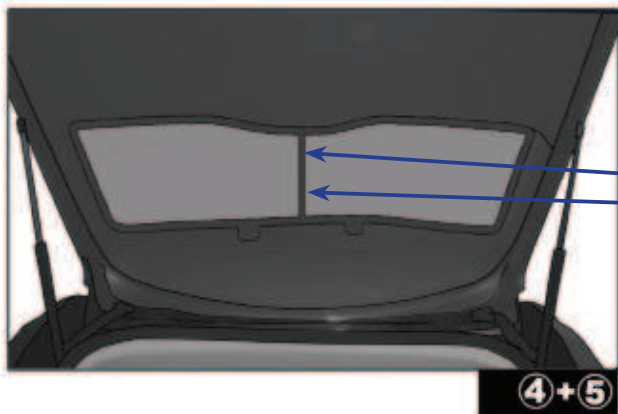
# Installation

AUDI A3 4DR

AU-A3-4-B



## REAR SHADE INSTALLATION



The pictures shown are for illustration only and do not reflect the actual size of the blinds.