

Installation Manual

BMW 5 SERIES 4DR
BMW-5SER-4-D-18



Shades



x 2

Fixing Clips



CL-M02 x 4



CL-M03 x 4



CL-M04 x 2



Side Shade (A) Installation

BMW 5 SERIES 4DR
BMW-5SER-4-D-18

COMPONENTS NEEDED:




STEP #1

ATTACH CLIPS ON SHADE EDGES




STEP #2

POSITION THE SIDE SHADE




STEP #3

INSERT CLIPS BEHIND INTERIOR TRIM



STEP #4

ENSURE SECURELY FITTED IN PLACE




CAR
SHADES

Side Shade (B) Installation

BMW 5 SERIES 4DR
BMW-5SER-4-D-18

COMPONENTS NEEDED:




CL-M02 x 4



CL-M03 x 4


STEP #1

ATTACH CLIPS ON SHADE EDGES



STEP #2

POSITION THE SIDE SHADE



STEP #3

INSERT CLIPS BEHIND INTERIOR TRIM



STEP #4

ENSURE SECURELY FITTED IN PLACE

