

# Installation Manual

FIAT 500X 5DR  
FIA-500X-5-A-18



## COMPONENTS INCLUDED



## FIXING CLIPS



CL-M02 x 2



CL-M05 x 2



CL-T01 x 1



# Side Shade Installation

FIAT 500X 5DR  
FIA-500X-5-A-18

## COMPONENTS NEEDED:



CL-M02 x 2



CL-T01 x 1



CL-M05 x 2


### STEP #1

INSERT ONE CLIP INSIDE WEATHERSTRIP  
AND ATTACH OTHER CLIP ON SHADE EDGE




### STEP #2

POSITION THE SIDE SHADE




### STEP #3

ATTACH SIDE SHADE BEHIND CLIPS



### STEP #4

ENSURE SECURELY FITTED IN PLACE



**CAR**  
SHADES