

Installation Manual

FORD S-MAX 5DR
FOR-SMAX-5-C-18



COMPONENTS INCLUDED



FIXING CLIPS



CL-M03 x 4



CL-M12 x 4



Side Shade Installation

FORD S-MAX 5DR
FOR-SMAX-5-C-18

COMPONENTS NEEDED:




STEP #1

ATTACH CLIPS ON SHADE EDGES




STEP #2

POSITION THE SIDE SHADE




STEP #3

INSERT CLIPS INSIDE WEATHERSTRIP



STEP #4

ENSURE SECURELY FITTED IN PLACE



CAR
SHADES