

Installation Manual

HONDA HRV 5DR
HON-HRV-5-A-18



COMPONENTS INCLUDED



FIXING CLIPS



CL-M09 x 2



CL-M05 x 4



CL-T01 x 1



Side Shade Installation

HONDA HRV 5DR

HON-HRV-5-A-18

COMPONENTS NEEDED:




CL-M09 x 2



CL-M05 x 4


STEP #1

INSERT CLIPS INSIDE WEATHERSTRIP USING TOOL



STEP #2

POSITION THE SIDE SHADE




STEP #3

ATTACH SIDE SHADE BEHIND CLIPS



STEP #4

ENSURE SECURELY FITTED IN PLACE



CAR
SHADES