

Installation Manual

KIA NIRO 5DR
KIA-NIRO-5-A-18



COMPONENTS INCLUDED



FIXING CLIPS



CL-M13 x 4




CL-M02 x 4



Side Shade Installation


KIA NIRO 5DR
KIA-NIRO-5-A-18

COMPONENTS NEEDED:




STEP #1

ATTACH CLIPS ON SHADE EDGES




STEP #2

POSITION THE SIDE SHADE




STEP #3

INSERT CLIPS INSIDE WEATHERSTRIP



STEP #4

ENSURE SECURELY FITTED IN PLACE



CAR
SHADES