


Installation Manual

KIA SOUL 5DR
KIA-SOUL-5-B-18



Shades



Side Shades

Fixing Clips



CL-M02 x 4



CL-M13 x 4



Installation

KIA SOUL 5DR
KIA-SOUL-5-B-18

Components Needed



Side Shades




CL-M02 x 4



CL-M13 x 4

Side Shade Installation

STEP 1



STEP 2



STEP 3



STEP 4



STEP 5



STEP 6



Ensure clips go between metal & rubber trim

Installation

KIA SOUL 5DR
KIA-SOUL-5-B-18



Side Shade Installation

STEP 7




STEP 8



View from the other side

STEP 9



Repeat this whole process for the other side