

Installation Manual

LEXUS CT 200H 5DR
LEX-CT200H-5-A-18



COMPONENTS INCLUDED



1+8

FIXING CLIPS



CL-M02 x 4




CL-M13 x 2



Side Shade Installation


LEXUS CT 200H 5DR
LEX-CT200H-5-A-18

COMPONENTS NEEDED:



STEP #1

ATTACH CLIPS ON SHADE EDGES




STEP #2

POSITION THE SIDE SHADE



STEP #3

INSERT CLIPS INSIDE WEATHERSTRIP



STEP #4

ENSURE SECURELY FITTED IN PLACE



CAR
SHADES