

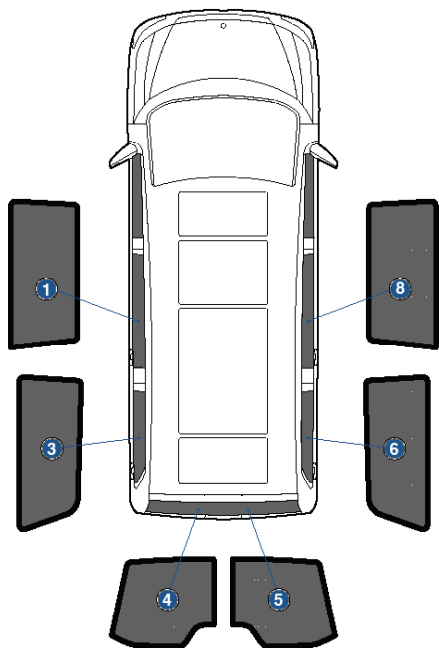
Installation Manual

MERCEDES VITO 5DR LWB
MB-VITOLWB-5-C



COMPONENTS INCLUDED

SHADES



FIXING CLIPS



CL-M02 x 14



CL-M14 x 1

Side Shade Installation

MERCEDES VITO 5DR LWB
MB-VITOLWB-5-C

COMPONENTS NEEDED:



STEP #1

ATTACH CLIPS ON SHADE EDGES




STEP #2

POSITION THE SIDE SHADE




STEP #3

INSERT CLIPS INSIDE WEATHERSTRIP



STEP #4

ENSURE SECURELY FITTED IN PLACE



CAR
SHADES

Quarter Light Shade Installation


MERCEDES VITO 5DR LWB
MB-VITOLWB-5-C

COMPONENTS NEEDED:



STEP #1

ENSURE SECURELY FITTED IN PLACE



Rear Shade Installation


MERCEDES VITO 5DR LWB
MB-VITOLWB-5-C

COMPONENTS NEEDED:




STEP #1

ATTACH CLIPS ON SHADE EDGES



STEP #2

POSITION THE REAR SHADE



STEP #3

INSERT CLIPS BEHIND INTERIOR TRIM



STEP #4

REPEAT THE PROCESS ON OTHER SHADE



STEP #5

ENSURE SECURELY FITTED IN PLACE



CAR
SHADES