

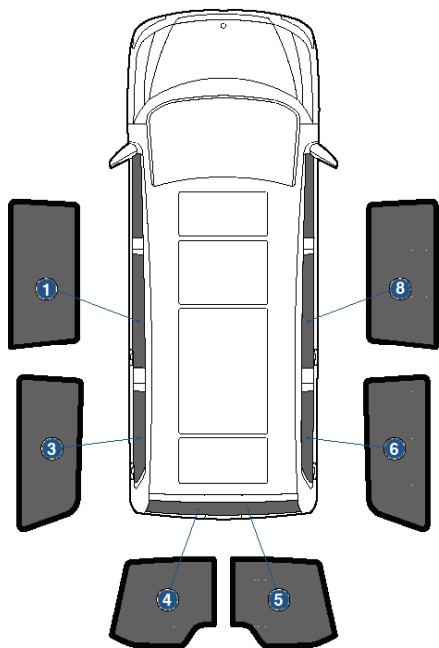
Installation Manual

**MERCEDES VITO 5DR
MB-VITOSWB-5-C**



COMPONENTS INCLUDED

SHADES



FIXING CLIPS



CL-M02 x 14



CL-M14 x 1

Side Shade Installation

MERCEDES VITO 5DR
MB-VITOSWB-5-C


COMPONENTS NEEDED:



STEP #1 ATTACH CLIPS ON SHADE EDGES




STEP #2 POSITION THE SIDE SHADE



STEP #3 INSERT CLIPS INSIDE WEATHERSTRIP



STEP #4 ENSURE SECURELY FITTED IN PLACE



Quarter Light Shade Installation

MERCEDES VITO 5DR
MB-VITOSWB-5-C

COMPONENTS NEEDED:




STEP #1

POSITION THE QUARTER SHADE



STEP #2

ENSURE SECURELY FITTED IN PLACE



Rear Shade Installation

MERCEDES VITO 5DR
MB-VITOSWB-5-C

COMPONENTS NEEDED:




CL-M02 x 4



CL-M14 x 1


STEP #1

ATTACH CLIPS ON SHADE EDGES



STEP #2

POSITION THE REAR SHADE



STEP #3

INSERT CLIPS BEHIND INTERIOR TRIM



STEP #4

REPEAT THE PROCESS ON OTHER SHADE



STEP #5

ENSURE SECURELY FITTED IN PLACE



CAR[®]
SHADES