

Installation Manual

BMW MINI COUNTRYMAN 5DR
MIN-COU-5-B-18



COMPONENTS INCLUDED



FIXING CLIPS



CL-M05 x 2



CL-M12 x 2




CL-T01 x 1



Side Shade Installation

BMW MINI COUNTRYMAN 5DR
MIN-COU-5-B-18

COMPONENTS NEEDED:



CL-M05 x 2



CL-M12 x 2


STEP #1

INSERT CLIPS INSIDE WEATHERSTRIP USING TOOL



STEP #2

POSITION THE SIDE SHADE




STEP #3

ATTACH SIDE SHADE BEHIND CLIPS



STEP #4

ENSURE SECURELY FITTED IN PLACE



CAR
SHADES