


# Installation Manual

VW PASSAT 4DR  
VW-PASS-4-D-18



## Shades



Side Shades

## Fixing Clips



CL-M05 x 6



CL-T01 x 1



# Installation

VW PASSAT 4DR  
VW-PASS-4-D-18

## Components Needed



Side Shades



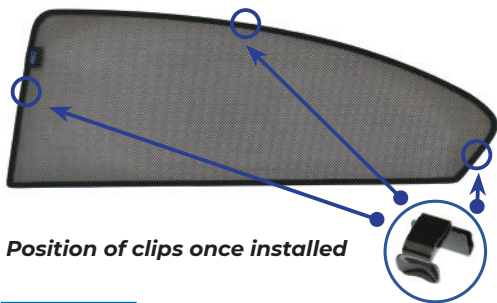
CL-M05 x 6



CL-T01 x 1

## Side Shade Installation

### STEP 1



Position of clips once installed

### STEP 2



### STEP 3




### STEP 4



### STEP 5



### STEP 6



# Installation

VW PASSAT 4DR  
VW-PASS-4-D-18



## Side Shade Installation

### STEP 7



### STEP 8



### STEP 9




### STEP 10



### STEP 11



### STEP 12



**Repeat this whole process for the other side.**