
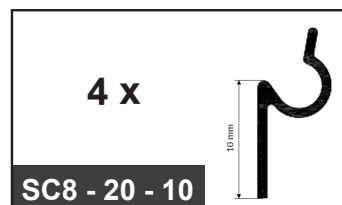
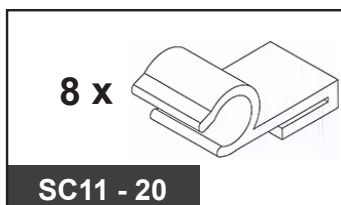


**D MONTAGEANLEITUNG**

**GB** INSTALLATION INSTRUCTIONS **ES** INSTRUCCIONES DE MONTAJE **F** INSTRUCTIONS DE MONTAGE  
**I** MANUALE DI INSTALLAZIONE **NL** INSTRUCTIES VOOR DE INSTALLATIE **DK** INSTALLATIONSVEJLEDNING

**FORD Kuga III (2020-)**

Artikel Nummer: CLI10142ABC

2 x **a**2 x **b**1 x **c**

**DK** INSTALLATIONSVEJLEDNING **CZ** POKYNY K INSTALACI **PL** INSTRUKCJE MONTAŻU  
**RU** ИНСТРУКЦИИ ПО УСТАНОВКЕ **HU** BESZERELÉSI ÚTMUTATÓ

# D MONTAGEANLEITUNG

SONNIBOY  
ClimAir

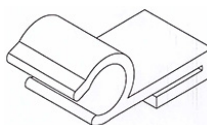
**GB** INSTALLATION INSTRUCTIONS   **ES** INSTRUCCIONES DE MONTAJE   **F** INSTRUCTIONS DE MONTAGE  
**I** MANUALE DI INSTALLAZIONE   **NL** INSTRUCTIES VOOR DE INSTALLATIE   **DK** INSTALLATIONSVEJLEDNING

2 x


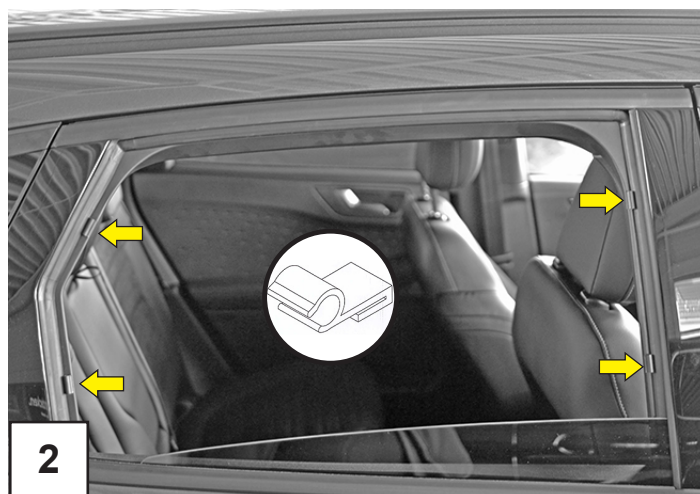


a

8 x



SC11 - 20



⚠ Bilder dienen zur Illustration.   ⚠ pictures serve to illustrate.

**DK** INSTALLATIONSVEJLEDNING   **CZ** POKYNY K INSTALACI   **PL** INSTRUKCJE MONTAŻU  
**RU** ИНСТРУКЦИИ ПО УСТАНОВКЕ   **HU** BESZERELÉSI ÚTMUTATÓ

[www.climair.de](http://www.climair.de)

# D MONTAGEANLEITUNG

SONNIBOY  
ClimAir

**GB** INSTALLATION INSTRUCTIONS **ES** INSTRUCCIONES DE MONTAJE **F** INSTRUCTIONS DE MONTAGE

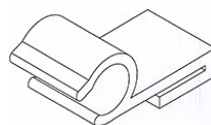
**I** MANUALE DI INSTALLAZIONE **NL** INSTRUCTIES VOOR DE INSTALLATIE **DK** INSTALLATIONSVEJLEDNING

2 x







a

8 x



SC11 - 20



 Bilder dienen zur Illustration.  pictures serve to illustrate.

**DK** INSTALLATIONSVEJLEDNING **CZ** POKYNY K INSTALACI **PL** INSTRUKCJE MONTAŻU

**RU** ИНСТРУКЦИИ ПО УСТАНОВКЕ **HU** BESZERELÉSI ÚTMUTATÓ


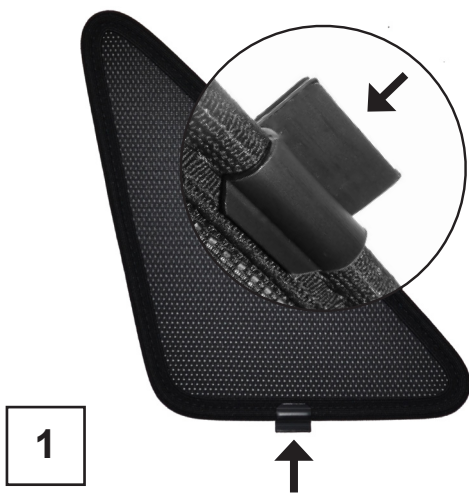
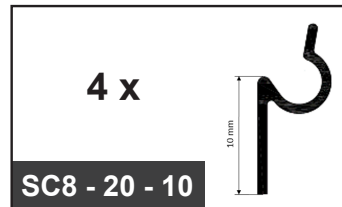
[www.climair.de](http://www.climair.de)


# D MONTAGEANLEITUNG

SONNIBOY  
UlinAir

GB INSTALLATION INSTRUCTIONS ES INSTRUCCIONES DE MONTAJE F INSTRUCTIONS DE MONTAGE

I MANUALE DI INSTALLAZIONE NL INSTRUCTIES VOOR DE INSTALLATIE DK INSTALLATIONSVEJLEDNING



 Bilder dienen zur Illustration.  pictures serve to illustrate.

DK INSTALLATIONSVEJLEDNING CZ POKYNY K INSTALACI PL INSTRUKCJE MONTAŻU

RU ИНСТРУКЦИИ ПО УСТАНОВКЕ HU BESZERELÉSI ÚTMUTATÓ



[www.climair.de](http://www.climair.de)



# D MONTAGEANLEITUNG

SONNIBOY  
*UlinAir*

**GB** INSTALLATION INSTRUCTIONS   **ES** INSTRUCCIONES DE MONTAJE   **F** INSTRUCTIONS DE MONTAGE  
**I** MANUALE DI INSTALLAZIONE   **NL** INSTRUCTIES VOOR DE INSTALLATIE   **DK** INSTALLATIONSVEJLEDNING

1 x



 Bilder dienen zur Illustration.    pictures serve to illustrate.

**DK** INSTALLATIONSVEJLEDNING   **CZ** POKYNY K INSTALACI   **PL** INSTRUKCJE MONTAŻU  
**RU** ИНСТРУКЦИИ ПО УСТАНОВКЕ   **HU** BESZERELÉSI ÚTMUTATÓ

[www.climair.de](http://www.climair.de)



# D MONTAGEANLEITUNG

SONNIBOY  
*UlinAir*

**GB** INSTALLATION INSTRUCTIONS   **ES** INSTRUCCIONES DE MONTAJE   **F** INSTRUCTIONS DE MONTAGE  
**I** MANUALE DI INSTALLAZIONE   **NL** INSTRUCTIES VOOR DE INSTALLATIE   **DK** INSTALLATIONSVEJLEDNING

1 x



 Bilder dienen zur Illustration.    pictures serve to illustrate.

**DK** INSTALLATIONSVEJLEDNING   **CZ** POKYNY K INSTALACI   **PL** INSTRUKCJE MONTAŻU  
**RU** ИНСТРУКЦИИ ПО УСТАНОВКЕ   **HU** BESZERELÉSI ÚTMUTATÓ

[www.climair.de](http://www.climair.de)

tusind tak      tack så mycket  
merci beaucoup      heel erg bedankt  
muchas gracias      grazie mille  
labai ačiū      Thank you very much  
çok teşekkür ederim      большое спасибо  
děkujeme pěkně



... für Ihren Einkauf.

Wir freuen uns auf Ihren nächsten Besuch.

Bis dahin können Sie mit uns in Kontakt bleiben über  
Social Media oder abonnieren Sie unseren **Newsletter!**

**ClimAir**®  
*ar comfort*



PREMIUM QUALITÄT



Made in Germany

**ClimAir PLAVA Kunststoffe GmbH**

Am Spitzacker 20-22 D-61184 Karben Telefon +49 (0)6039 - 91 63 - 0

Fax +49 (0)6039 - 2185 E-Mail: [info@climair.de](mailto:info@climair.de)

**[www.climair.de](http://www.climair.de)**